

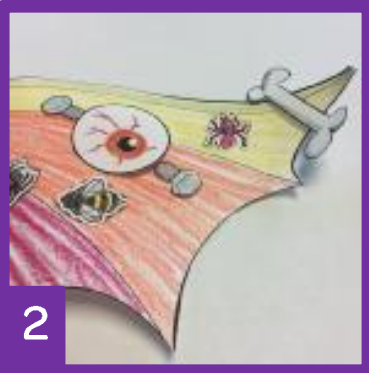
Monster Wings Template



Paint spooky monster wings!



1. Color your wings & accessories; cut them out.





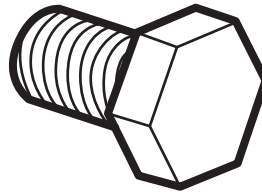
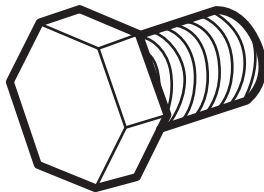


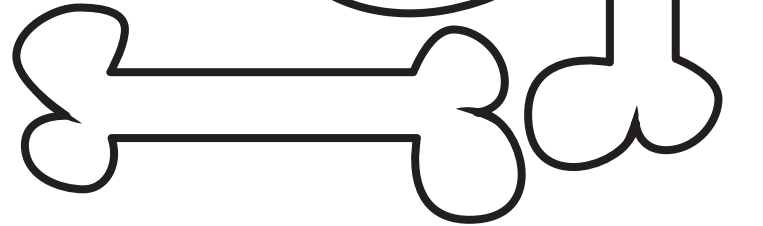




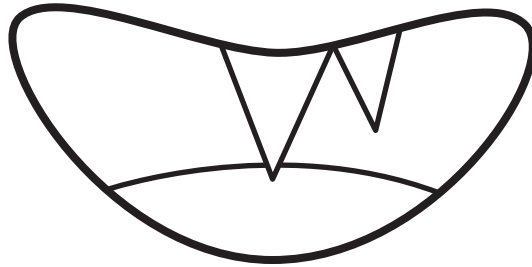

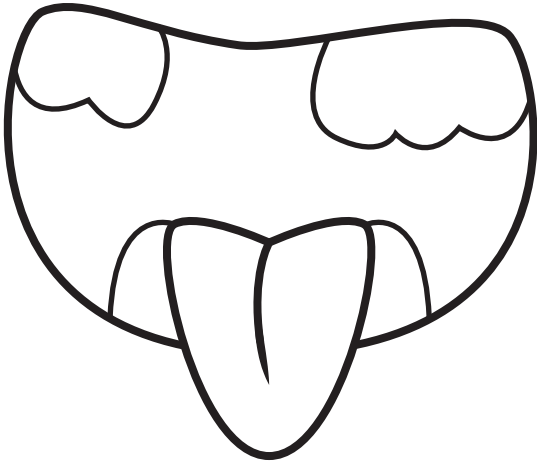


2. Glue/tape your accessories to your wings!



3. Tape your wings to a paper plate & add straps. Rock them like a backpack.

Wear your wings and give your best monster growl!







Make a creepy creature hat!



1. Decorate your hat & accessories, then cut them out.



2. Glue the accessories to your hat.



3. Fit hat to your head & glue the strap closed.

Wear your terrifying hat. Have fun scaring your friends!

