



# FATHER'S DAY POP-UP CARD

- 1** Color the card outside & accessories. Fold both card outside and card inside in half (along the dotted lines). Cut out the accessories.



- 2** On the card inside, cut along the black lines. Fold the 2 strips inward so they pop up when you open the card. Glue the inside card & the outside card together.

- 3** Glue the 2 crayon characters to the 2 pop-up strips. Their feet should line up with the bottom of the strip.




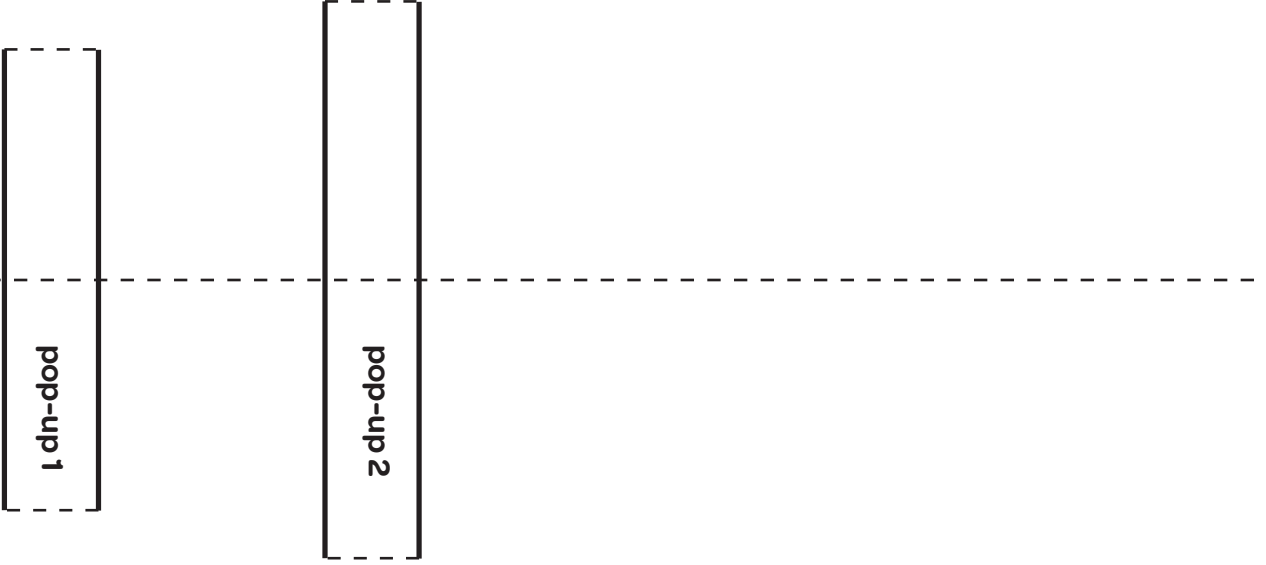
- 4** Glue the rest of the accessories onto the card. Don't forget to personalize it before you give it to Dad!



---

WHAT  
DID ONE  
COLOR  
SAY TO  
THE  
OTHER  
COLOR?





HAPPY FATHER'S DAY!!!



MADE WITH LOVE

HAPPY FATHER'S DAY!!!

MADE BY:

pop-up 1

pop-up 2



I LOVE HUE.

