

*Holiday
Coupons*

TO: _____

FROM: _____

★ Coupon may be redeemed for:

★

★ Coupon may be redeemed for:

★

★ Coupon may be redeemed for:

★

★ Coupon may be redeemed for:

★

★ Coupon may be redeemed for:

★

★ Coupon may be redeemed for:

★

★ Coupon may be redeemed for:

★

★ Coupon may be redeemed for:

★

Create a Coupon Book!



1

Decorate both sheets (coupon book cover & coupons). Then, cut them out.

You get to pick the fun gifts you'll give!
Breakfast in bed?
Movie night? The choice is yours!



2

Wrap the cover around a crayon box. Glue the front to the box.









3

Add glue to the lines to attach the back.



No crayon box? Don't worry - the paper box will still hold your coupons by itself!





Craft Mitten Garland



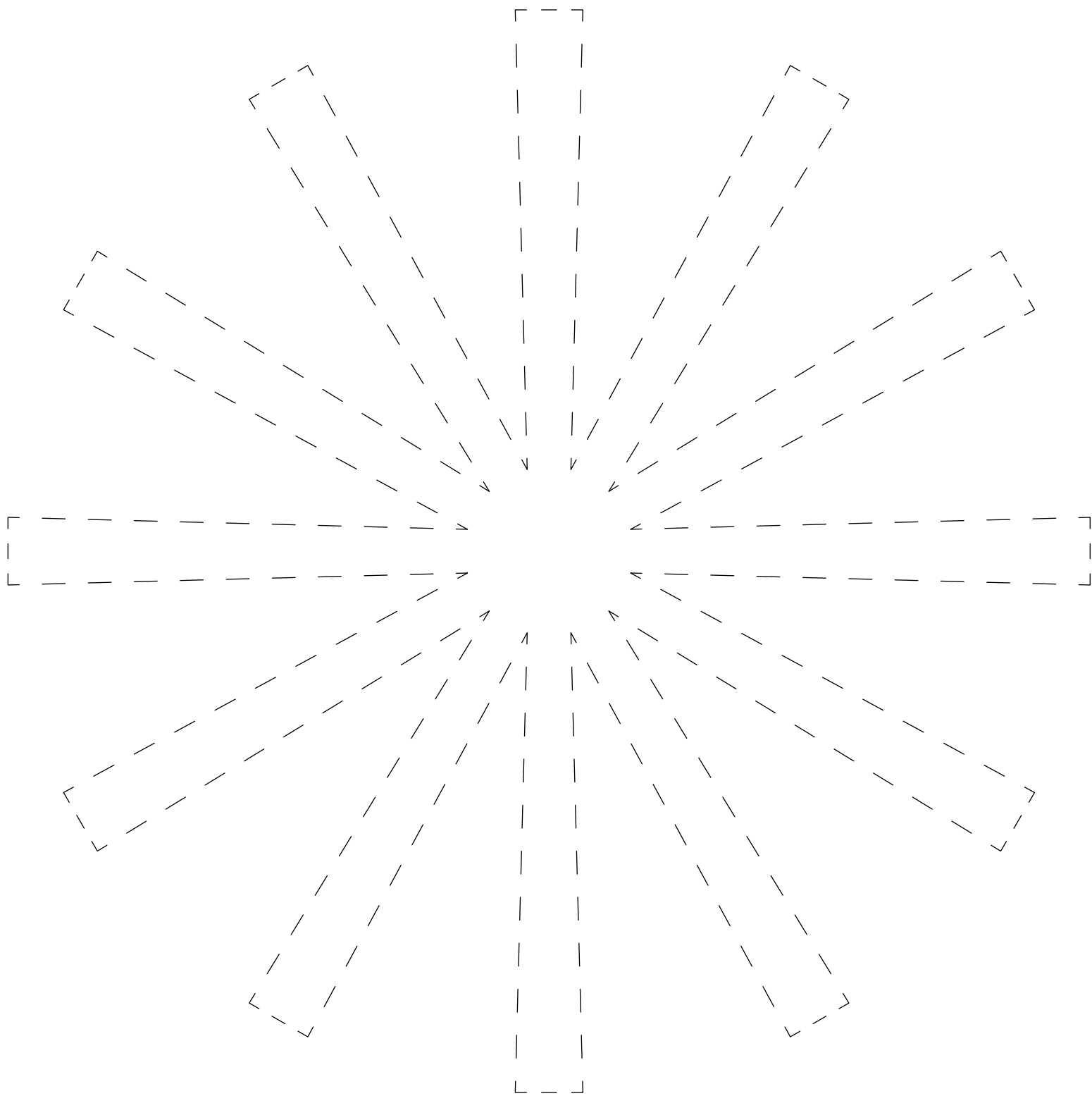
Paint the mittens & run them through the dryer. Cut them out & punch 2 holes per mitten.





Next, weave string through the holes to hang your mittens.


Your mitten garland is now ready to be hung with care.











Paint a ornament!



1. Pick a sheet and paint it.



2. Cut it out.



3. Tape the ends of each strip together to form a ball.



4. Tie ribbon to the ornament and hang it on your tree!