

PAINT & CREATE A RACING HELMET

1 Paint the helmet and accessories. Run the paper through the dryer. Cut out the pieces you want to use.



2 Glue 1 strap to each side of the helmet. Glue accessories onto the top, visor piece and straps.



3 Glue the visor onto the helmet.



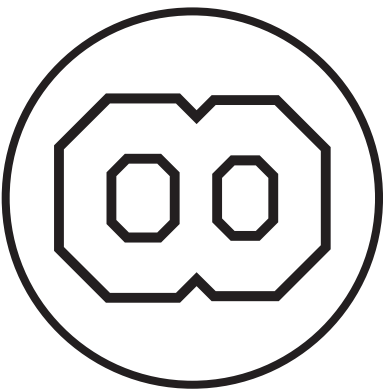
4 Measure to your head and glue or tape to secure. Now you're ready for the big race!



Show us your Kubota Creations! Tag us with
#RacewayMakeover for a chance to be featured!

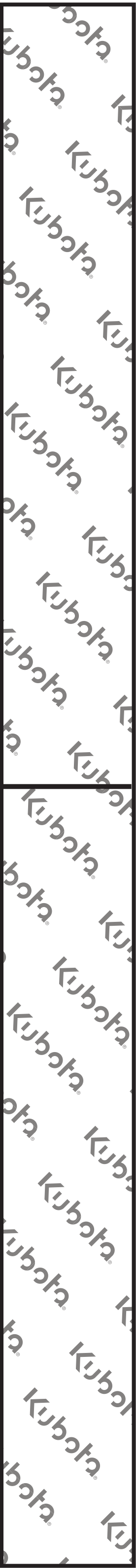
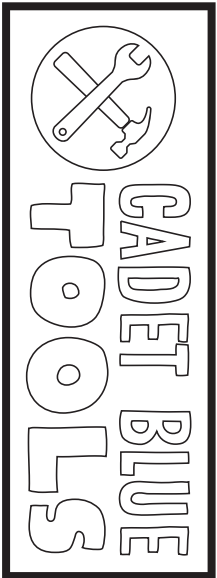



Racing Helmet



Straps

Helmet



Visor

