

Help Plan a Community Project

COLORFUL LEARNING



Communities plan and work on important projects that make living together healthier, more enjoyable and collaborative. Their plans might include:

- growing a community garden
- creating a new playground
- beautifying a community park
- landscaping an open space
- installing art in a town square
- providing hiking access to a natural area
- and much more.

Students can contribute diverse & imaginative ideas to the community planning process. Organize your thoughts and create a project presentation to share with decision makers on town councils, boards, and committees. Make your voices heard!



CONNECT

Describe things you like to do, and connect these activities to community spaces where they might be enjoyed. You might include bird watching, reading a book, listening to a concert, sliding and swinging, hiking, skating, or planting and caring for a garden. What individual and group activities are not yet represented in the community setting? How could existing public spaces be improved using construction equipment, turf equipment and/or tractors? What would you like to see built in your community to make living there more enjoyable? How might your point of view enhance the community's shared places?



I like to...

EXAMPLE: Make chalk drawings on sidewalks

What could encourage this activity? Where?

Create a collaborative chalk walk where people can sketch on a park walkway.
The chalk would be kept in a weather-proof box.



Help Plan a Community Project

COLORFUL LEARNING




RESPOND


Work in small groups to research the projects community leaders are planning for the future. Take those under consideration as you plan your contributions. Check out the city or township website. Find the contact information so you can share your project ideas. Read local newspapers. Send questions to the city planners' offices or local community center.

Share thoughts with other teams to find similar ideas and interests. Organize the ideas based on which decision makers should receive them.

For example, separate the ideas you would propose to township leaders, the school board, city council, city planning staff, etc. Combine elements of ideas that fit together. For example, if your team wants to plant a garden and another group would like to create stepping stones with kindness messages, a *Kindness Garden* may be added to your list for the City Parks office.



Kedaton C.



Perhaps your group wants to redesign the playground. For any projects you plan, explore what changes would need to be made to the area. What equipment might be needed to clear away brush, move dirt, and level the surface? Go to Kubota.com to learn how equipment is used by adults for projects. For your safety: children should never play on or around off-road equipment.



THINKING SHEET

Created in collaboration
with Kubota.



Help Plan a Community Project



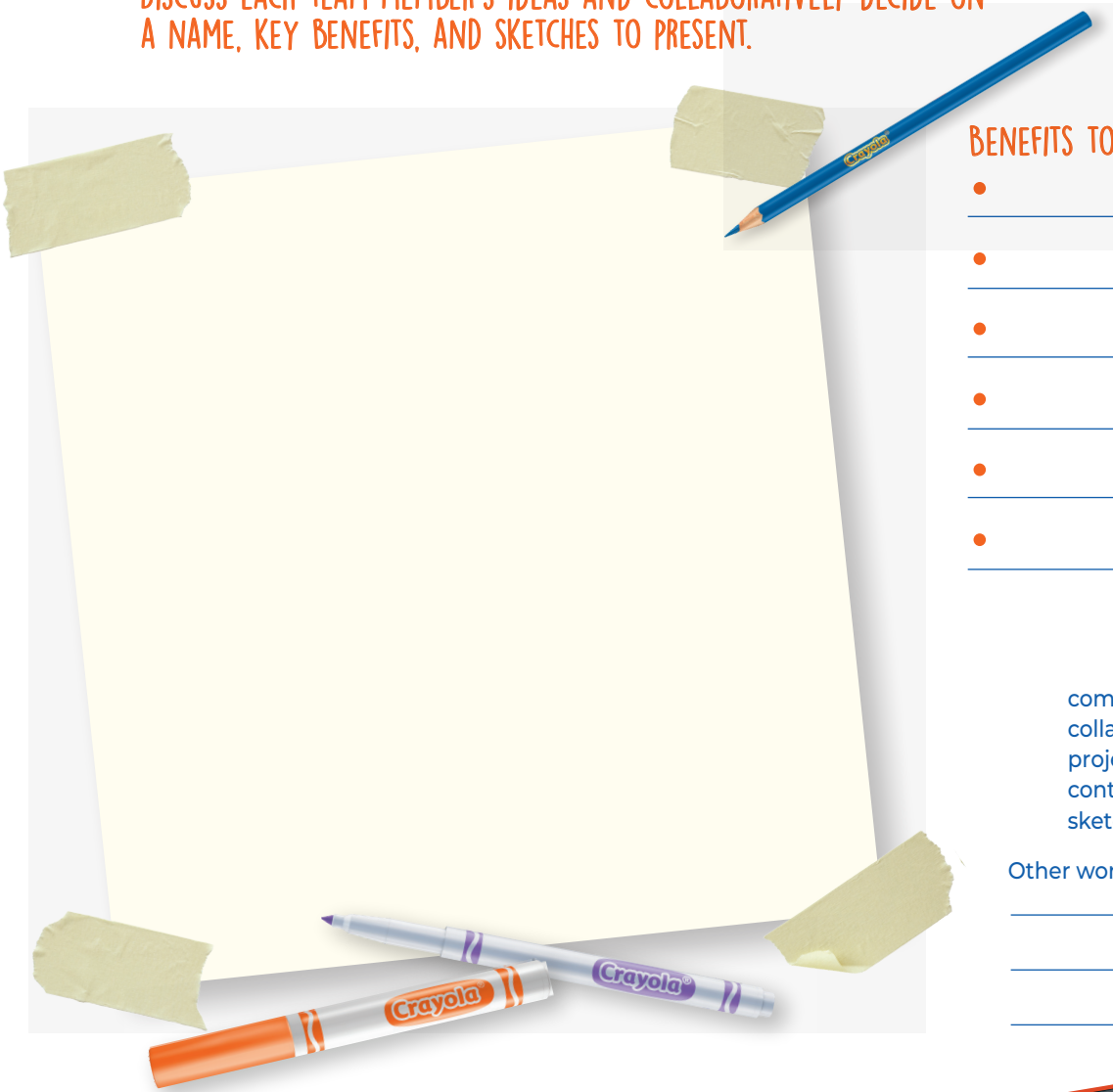
COLORFUL LEARNING



CREATE

Make your thinking visible. Each team member will create a sketch of the suggested innovative community project. Seeing an idea from several perspectives helps communicate thoughts. Create a project name. Write a description and list the benefits. How will this improve your community?

DISCUSS EACH TEAM MEMBER'S IDEAS AND COLLABORATIVELY DECIDE ON A NAME, KEY BENEFITS, AND SKETCHES TO PRESENT.



BENEFITS TO OUR COMMUNITY:

- _____
- _____
- _____
- _____
- _____
- _____

VOCABULARY:

- | | |
|-------------|--------------|
| community | imagine |
| collaborate | innovate |
| project | design |
| contribute | equipment |
| sketch | construction |

Other words I learned:



PRESENT

Present your team's project ideas and sketches to the community leaders who are responsible for that community space. Practice explaining the benefits including quotes from others that show support for this idea. Answer questions. Identify ways you can help implement the suggested project. Thank the community leaders for their time and willingness to listen to students' ideas.



THINKING SHEET

Created in collaboration
with Kubota.

